

A single family house development in the heart of residential Forest Hill, London. The site is unique, and as such requires innovation in design, construction and occupation.


The design proposal aims to integrate within the capacity of the site, respecting the privacy of the neighbouring dwellings. The development will also improve the ecological value of the site through use of sustainable construction, operation and materials.

The single storey, 3 bedroom family house is designed with living at the upper level and sleeping at the lower. The dwelling has been designed as an introverted unit, focussed on the wooded garden and views beyond towards London's urban heart.


The area of land occupied by the new dwellings is excavated to an average of 1.5m below current levels to provide a low profile development. The privacy of the surrounding existing dwellings is maintained by limiting the views out of the development. All habitable rooms within the dwellings overlook the garden which is accessed at the lowered ground level.

As the site is potentially overlooked from the upper rooms of the surrounding properties, we have carefully considered the roof treatment. This '5th elevation' is proposed as a 'living' surface, clad in sedum blankets, which help to increase the ecological value of the site.

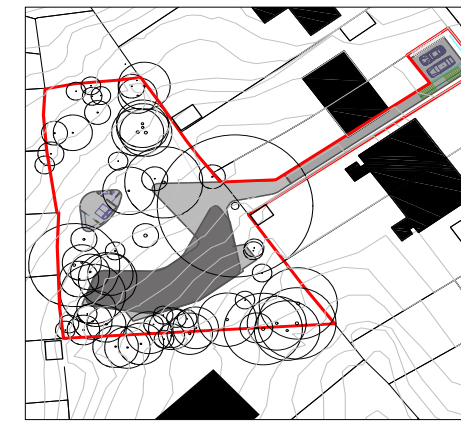
A detached guest studio has been included in the proposal, sunk further into the site topography to limit its visual impact.



1



3



4



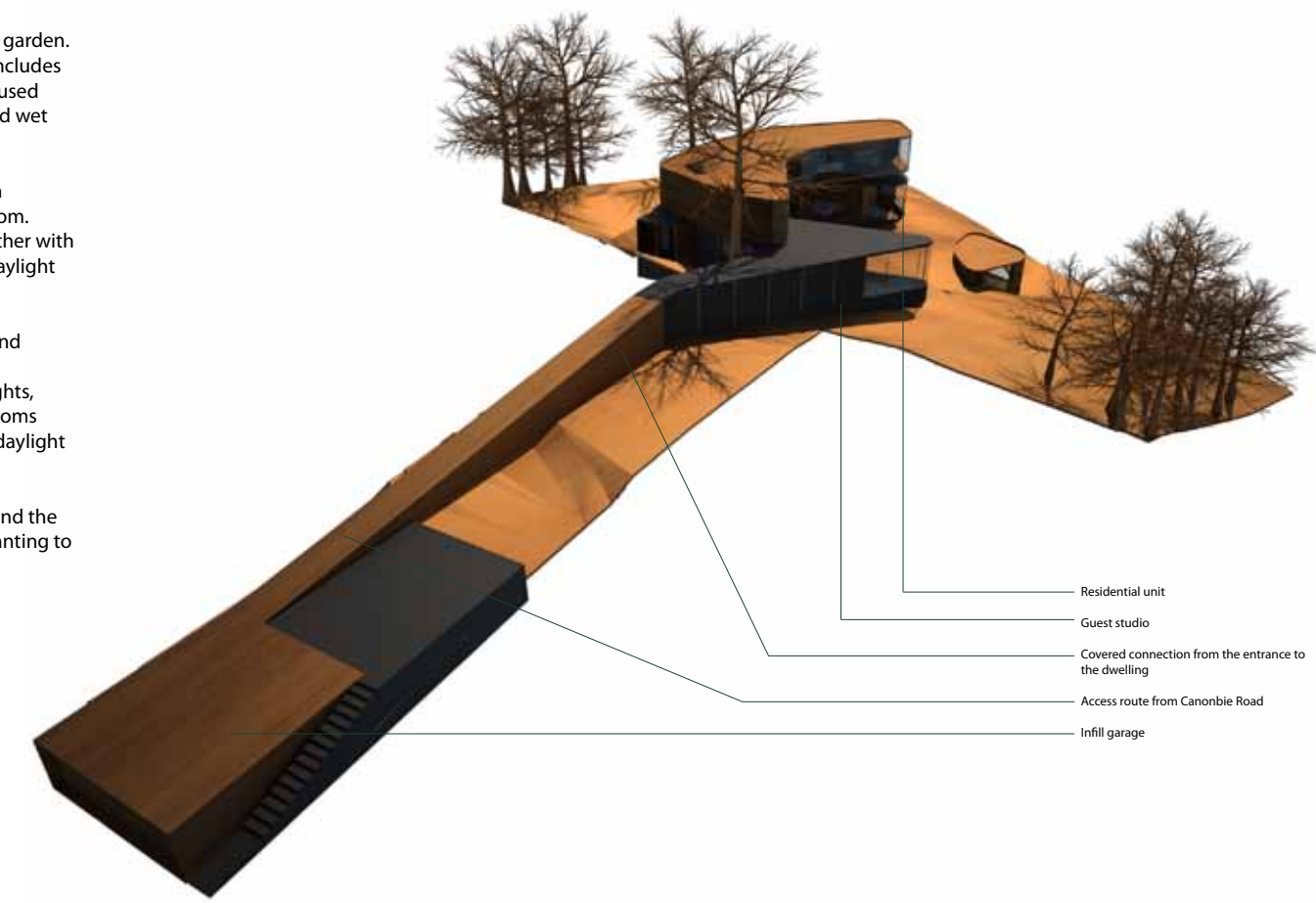
5

A typical dwelling section is shown below, illustrating the relationship of rooms to the garden. The access route to the lower floor rooms includes glazing at the end of the route to allow diffused light to the back of the master bedroom and wet rooms.

The upper level is open plan in design, with generous kitchen/dining area and living room. Floor to ceiling glazing to the garden, together with roof lights above the staircase to provide daylight to the living areas.

Bedrooms are located on the lowered ground facing onto the garden with floor to ceiling glazing. Generous 2.9m floor to ceiling heights, together with high level windows to wet rooms and the master bedroom, help to increase daylight penetration.

Sedum 'blankets' are used to clad the roof and the facades will be detailed to allow vertical planting to be established.



6

3

Illustrations

- 1/ Proposed dwelling in context
- 2/ Site panorama showing extent of mature woodland trees
- 3/ Dwelling proposal and relationship to existing site trees
- 4/ Proposed site plan
- 5/ Location plan
- 6/ Section through living and sleeping accommodation

2



// The '5th elevation' is proposed as a 'living' surface, clad in sedum blankets, which will help to increase the ecological value of the site. //